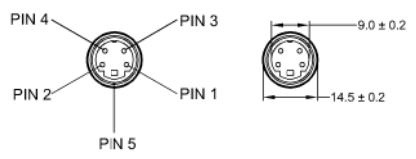


Revision Notes.				
-				
APA: -	Drawn: -	Checked: -	Approved: -	Date: -

CHANGES FROM BASE PRODUCT BE-970WM-CA (3432) TO BE-970WM-CA(NPL) (6007)

CHANGE: 1. BE-970WM-CA CBL-LBL REPLACED WITH BE-970WM-CA(NPL) CBL-LBL.
 OPERATION: 1. SAME AS BASE PRODUCT.

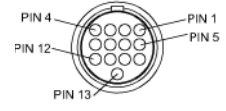
VIEW A



4 PIN MINI DIN FEMALE MATING FACE

PIN #	WIRE COLOUR	DESCRIPTION
1	YELLOW	VIDEO
2	RED	+12V
3	BLUE	ADD. FUNCTION
4	WHITE	AUDIO
5	SHIELD	GND

VIEW B



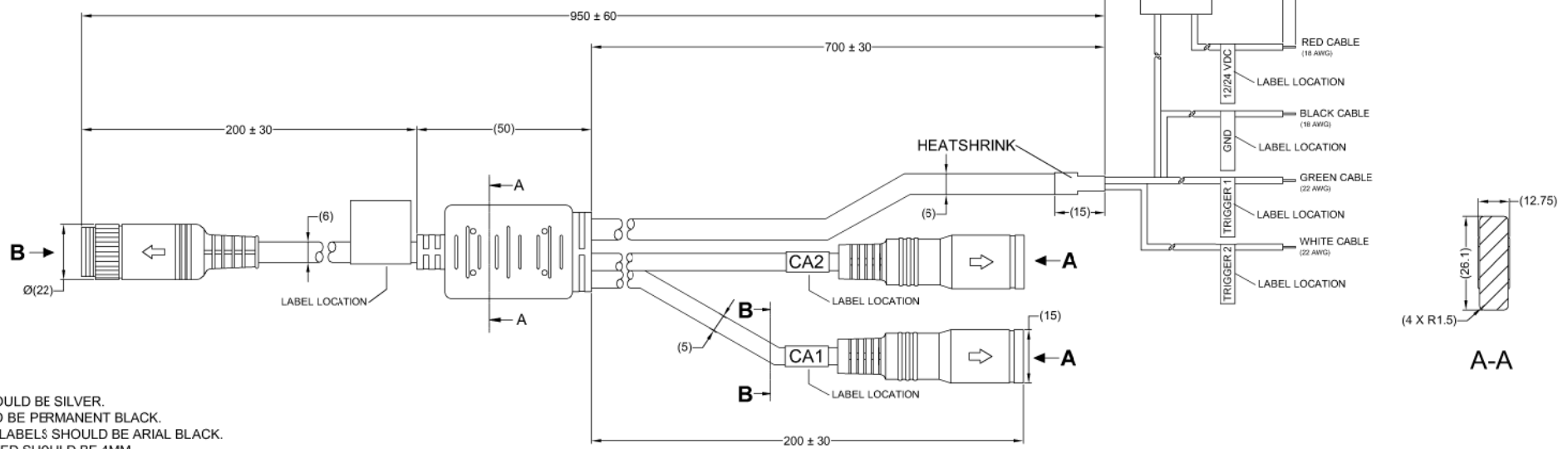
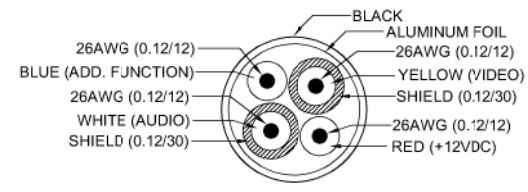
13 PIN FEMALE MATING FACE

PIN #	WIRE COLOUR	DESCRIPTION
1	PINK	CA2 VIDEO
2	LIGHT BLUE	CA2 12VDC
3	BROWN	CA1 TRIGGER
4	ORANGE	CA2 AUDIO
5	YELLOW	CA1 VIDEO
6	PURPLE	CA1 12VDC
7	DARK BLUE	CA2 TRIGGER
8	GREEN	CA1 AUDIO
9	WHITE	CA2 9VDC*
10	CYAN	CA1 9VDC*
11	GREY	SOFT FRAME
12	SHIELD	GROUND
13	RED	12/24VDC
14	CASING	GROUND

*9VDC IS ONLY SUPPLIED WHEN THE MONITOR IS PUT IN SHUTTER MODE VIA THE OSD/MENU.

VIEW B-B

CABLE BUILDUP



- SPECIFICATIONS**
- 1) ALL LABELS SHOULD BE SILVER.
 - 2) ALL INK SHOULD BE PERMANENT BLACK.
 - 3) FONT USED ON LABELS SHOULD BE ARIAL BLACK.
 - 4) ALL TEXT PRINTED SHOULD BE 4MM.
 - 5) ALL STRIPED ENDS SHOULD BE TINNED.
 - 6) CONNECTOR GUIDES MUST LINE UP WITH ARROW.
 - 7) ACTUAL FUSE HOLDER MAY VARY ALTHOUGH SPECIFICATION MUST REMAIN THE SAME.
 - 8) FOR PRODUCT LABEL AND PACKAGING DETAILS REFER TO MASTER BOM.

PROPRIETARY NOTICE
 THIS DESIGN AND TECHNICAL INFORMATION APPEARING ON THIS DRAWING IS THE PROPERTY OF BRIGADE ELECTRONICS, AND IS DISCLOSED IN CONFIDENCE. IT IS NOT TO BE COPIED, REPRODUCED, REVEALED TO OR EXPROPRIATED BY OTHERS, EITHER IN WHOLE OR IN PART WITHOUT THE EXPRESS WRITTEN CONSENT OF BRIGADE ELECTRONICS.

BRIGADE
 www.brigade-electronics.com

Assembly Pl Approval T. CHOI	Approved by B. CHILDS	Checked by J. TYRRELL	Released 17/12/19	Drawn by A. FOSTER
Angle of Projection Third Angle	Units mm	Scale N/A	Status RELEASED	Assembly Ref -
			Part No 6007	BE-970WM-CA(NPL) BE-004276-00-19